

Sine Wave Inverters

WP- Sine Series up to 3 kVA

12/600 • 12/1000 • 12/2000 • 12/3000 • 24/2000

Recreational vehicles • Caravans • Pleasure craft • Holiday homes • Trucks

Convert battery power to household AC power

Operate your household AC appliances utility independent

- Pure sine wave output
- Perfect for any load
- High efficient
- Extremely powerful
- Full overload and over temperature protection
- Automatic Battery Switch off at low DC
- Built-in LED display for DC and AC side (for 1000, 2000 & 3000 W models)
- Built-in Transfer Switch (WP-Sine 12/3000T)
- USB Port to charge Mobile phones etc. (24/500 N/A)
- Hard wiring or socket (EUR, UK, US)



Available: 12/2000 W, 24/2000 W and 12/3000 Watt.

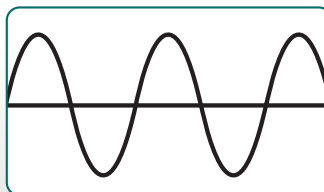


Available: 12/1000 Watt.



WP-Sine Inverter Control

Sine wave power output



Available: 12/600 W and 24/500 Watt.

WP Sine Accessories

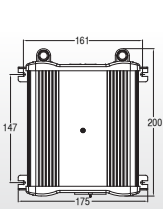
Article Nr.	Article
61121510	WP-Sine Remote on/off switch with 6 meter cable
61121511	WP-Sine 12/1000 1.5 m battery cable
61121512	WP-Sine 12/2000 1.5 m battery cable



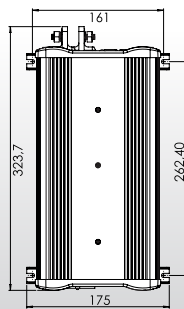
Powering your Lifestyle

Model name	WP-SINE-12/600	WP-SINE-12/1000	WP-SINE-12/2000	WP-SINE-XFR12/3000	WP-SINE-24/500	WP-SINE-24/2000
Article Nr.	61120600 EU-Socket	61121500	61122500	61123500 EU-Socket 61123501 UK-Socket	61140500	61142500
AC OUTPUT						
Power (continuous)	600 W	1000 W	2000 W	3000 W	500 W	2000 W
Power (peak 500ms)	800 W	2000 W	4000 W	6000 W	1000 W	4000 W
Output Voltage	230 V	230 V*	230 V	230 V	230 V*	230 V
Output frequency	50 Hz	50 Hz	50 Hz	50 Hz	50 Hz	50 Hz
Transfer Switch	No	No	No	Yes	No	No
Total harmonic distortion (THD)	<5% pure sine wave	<5% pure sine wave	<5% pure sine wave	<5% pure sine wave	<5% pure sine wave	<5% pure sine wave
DC INPUT						
Nominal battery voltage	12 V	12 V	12 V	12 V	24 V	24 V
Voltage range	10.5 - 15.5 VDC	10.5 - 15.5 VDC	10.5 - 15.5 VDC	10.5 - 15.5 VDC	21 - 31 VDC	21 - 31 VDC
Input power	57 A	94 A	187 A	270 A	23 A	93.5 A
Consumption (no load)	0.4 A base	0.8 A base	1.6 A base	1.6 A base	0.4A base	1.6 A typical
DC OUTPUT						
5 V USB Phone charger	2100 mA	2100 mA	2100 mA	2100 mA	N/A	2100 mA
DISPLAY						
LED indicator	No	Yes	Yes	Yes	No	Yes
Digital display	Input voltage / current, output power					
PROTECTION AND FEATURES						
Warning low input voltage	11.0 VDC	11.0 VDC	11.0 VDC	11.0 VDC	22.4 VDC	22.4 VDC
Shutdown low battery voltage	10.5 VDC	10.5 VDC	10.5 VDC	10.5 VDC	21.0 VDC	21.0 VDC
Recovery after low battery voltage	12.0 VDC	12.0 VDC	12.0 VDC	12.00 VDC	23.6 VDC	23.6 VDC
Shutdown battery voltage too high	15.5 VDC	15.5 VDC	15.5 VDC	15.5 VDC	31.0 VDC	31.0 VDC
Warning too much power	Yes	Yes	Yes	Yes	Yes	Yes
Shutdown too much power	Yes	Yes	Yes	Yes	Yes	Yes
Short circuit too much power	Yes	Yes	Yes	Yes	Yes	Yes
Temperature warning	Yes	Yes	Yes	Yes	Yes	Yes
Thermal protection (shutdown)	Yes	Yes	Yes	Yes	Yes	Yes
Conforms to	EC Council Directive 2004/108/EC Electromagnetic Compatibility Registration No: NTC 1310 406E & E-marking					
Operating temperature range	-20 - 55°C (derating above 40 ° C)					
Relative humidity in operation	95%, non-condensing					
Ventilation	Forced Cooling					
Dimensions LxWxH [mm]	175 × 200 × 89	175 × 323,7 × 90	230 × 416 × 115	539 × 230 × 114	175 × 220 × 82	230 × 416 × 112
Weight	1.7 kg	2.9 kg	5.5 kg	6.9 kg	1.7 kg	5.5 kg
Battery connector	Threaded M6 screw	Threaded M6 screw	Threaded M8 screw	Threaded M8 screw	M6 Studs	M6 Studs
Earth terminal	Threaded M6 screw	Threaded M6 screw	Threaded M8 screw	Threaded M8 screw	M6 Studs	M6 Studs
AC-output	1 Schuko / UK socket	1 Schuko socket	2 Schuko sockets	1 Schuko / UK socket	1 Schuko socket	2 Schuko sockets
Warranty	2 years	2 years	2 years	2 years	2 years	2 years

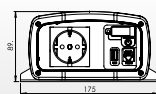
*120V/60Hz also available



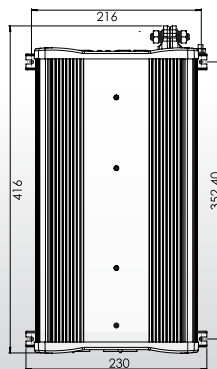
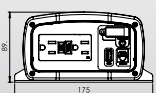
Schuko version
WP-Sine 12/600 - 24/500



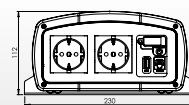
Schuko version
WP-Sine 12/1000



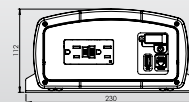
UK version



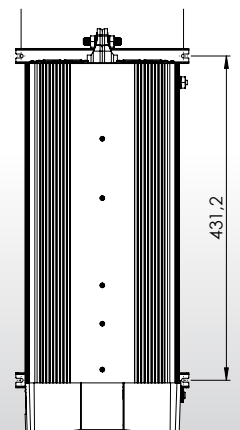
WP-Sine 12/2000
WP-Sine 24/2000



Schuko version



UK version



WP-Sine XFR12/3000